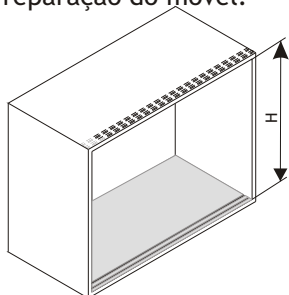


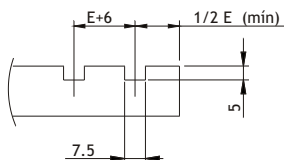
# Sistema de Portas de Correr Sd 02

## MONTAGEM

### 1 Preparação do móvel:

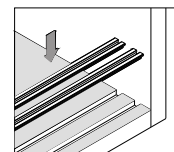


Canaletas no tampo superior e inferior



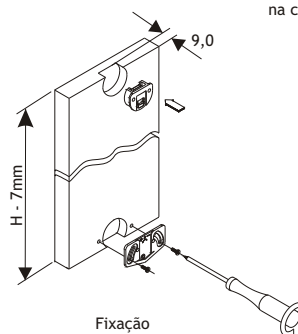
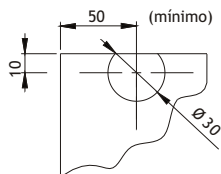
Dimensões das canaletas

E = ESPESSURA DA PORTA



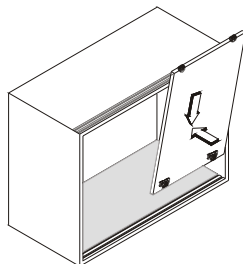
Colocação dos perfis de PVC na canaleta.

### 2 Furação das portas:

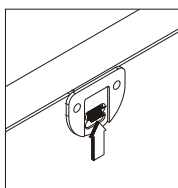


Fixação

### 2 Instalação:



Inclinar porta para encaixar no perfil inferior.



Com a porta na posição vertical, acionar lingueta da guia superior.

